




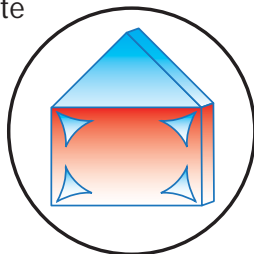
Food processors today require hygienics and sanitation that are an integral part of their manufacturing process. It's critical to control the environment that surrounds these processes to ensure safety and quality in the finished products. One of the most often overlooked parts of this environment is the air. This includes the temperature, moisture and pressure; air that is in constant contact with the products, equipment, and the employees in the room. The airflow in a controlled production room could have a less than desirable effect on product safety and quality, and the integrity of the controlled room.

Even a small amount of unconditioned outside air such as 1,000 CFM entering a processing room through an open door or unsealed cracks will contain over 2 billion particles. The particles could consist of common dust and dirt, biological particles consisting of yeasts, mold, bacteria and other pathogens; each having an undesirable effect on the products processed in the room. In addition, that same volume of air cooled to 45° F contains 40 pounds of water will condense on any surface with a temperature less than the dew point of that air in an uncontrolled environment. This is moisture that fosters growth of those yeasts, mold, bacteria, and other pathogens. The USDA, FDA, and other federal and local regulatory entities have a zero tolerance policy for visible condensation, and will shut down the processing in any room where condensation is present. This adds a significant cost to the products and must be corrected before processing can continue.



Room Pressurization

Keeping a processing room pressurized with conditioned air will control and eliminate the issues associated with uncontrolled air infiltration. A properly designed system will provide the exact amount of air, and condition it to the specifications required in the processing room, controlling the environment. This helps eliminate undesirable particles and helps control the moisture prominent in unconditioned air.



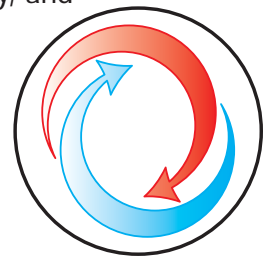
How much air is necessary? Each application is unique, but generally you would need a differential pressure of .005" to .0075" of water column between the processing room, and any adjacent room or the outside. Any opening in the room will need an outflow velocity of approximately 35 feet per minute. This is essential in building a barrier of pressure that prevents the airborne particles from entering the production room. To calculate the amount of outside air necessary to maintain this barrier, measure the area of openings, then multiply that area by 35. The result will be the volume of air needed.

Most often in an existing room, it is not practical to measure all the cracks and crevices, so a rule of thumb is to use between .33 to .50 CFM per square foot of floor area to calculate the volume of outside air needed.

Both of these methods do not account for any existing or proposed exhaust systems used in the room, or if any adjacent rooms are under negative pressure. In these applications, add the volume of these exhaust systems to the volume needed for the area of production outlined in either of the methods outlined above.

Room Conditioning

Total conditioning of the air to the specifications required in the processing room is equally vital to maintaining the environment. Total conditioning is controlling the temperature, humidity, and filtration of the air in the room. The same system used to introduce conditioned outside air into a production room can also control the temperature in the room. This is achieved by mixing outside air with the room air in the system, cooling it to a temperature less than the room design conditions, and then reheating it to remove even more moisture from the air, if needed.

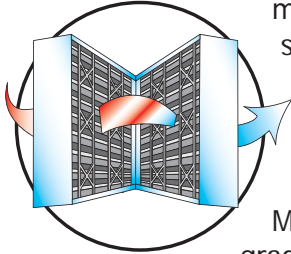


If the system is located in an area where the winter design conditions are below freezing, the system must contain a heat source. This will help prevent possible damage to water lines in the room, and help keep employees from experiencing conditions of extreme cold.



Air Filtration

Filtration of the air is an often overlooked part of total conditioning of the processing room environment. Since the air supplied from the system mixes outdoor air with return air from the process room, it must be filtered properly to a level that ensures product quality.

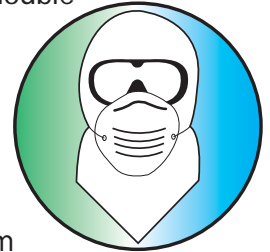


Most systems will have commercial grade 30% filters as the first level of filtration in the process. These filters remove the larger particles and help extend the life of the more costly final filters. These filters are 30% efficient on a 1 micron particle, and are designed to be changed monthly.

The second level of filtration in the system is matched to the specific process with the product in the room. Uncooked or raw product requires a level of filtration that is 95% (ASHRAE) efficient on a 1 micron particle, removing virtually all of the airborne yeast, bacteria and mold particles. Ready to eat, or cooked products typically require an even more stringent level of particulate removal. HEPA filters are rated 99.97% efficient on a 0.3 micron particle, and each filter is factory tested for efficiency. Installed properly, HEPA filters are designed to provide virtually sterile air for a critical process room.

Sanitary Design

Since the system is designed to supply properly conditioned air in a sanitary area, it must be designed to be sanitary itself. Standard double wall construction, with an available stainless steel interior; the units are smooth wall constructed without interior fasteners. Each section has a stainless steel positive draining drain pan/floor to allow for prompt removal of any moisture and condensation from the unit in the process mode, and sized to provide quick solution removal during interior cleaning of the unit itself.



Conclusion

In conclusion, the air circulating throughout a food processing area is a critical part of the plan to ensure a sanitary environment. The air must be thoroughly conditioned to meet the requirements of the space and products that are manufactured in the room. Proper sizing, features and construction are all important considerations in the selection of the environmental control system.

Installation Code and Annual Inspections:

All installations and service of PHOENIX AIR SYSTEMS™ equipment must be performed by a contractor qualified in the installation and service of equipment sold and supplied by Phoenix Air Systems and conform to all requirements set forth in the PHOENIX AIR SYSTEMS™ manuals and all applicable governmental authorities pertaining to the installation, service and operation of the equipment. To help facilitate optimum performance and safety, Phoenix Air Systems recommends that a qualified contractor annually inspect your PHOENIX AIR SYSTEMS™ equipment and perform service where necessary, using only replacement parts sold and supplied by Phoenix Air Systems.

Further Information: Applications, engineering and detailed guidance on system design, installation and equipment performance is available through PHOENIX AIR SYSTEMS™ representatives. Please contact us for any further information you may require, including the Installation, Operation and Service Manual.

This product is not for residential use.

This document is intended to assist licensed professionals in the exercise of their professional judgement.

Phoenix Air Systems

170 Landmark Drive, Suite B
Owatonna, Minnesota 55060
Telephone: 507.451.3524
Fax: 507.451.9185

www.phoenixairsystems.com

© 2008 Weather-Rite LLC All rights reserved. No part of this work covered by the copyrights herein may be reproduced or copied in any form or by any means – graphic, electronic, or mechanical, including photocopying, recording, taping, or information storage and retrieval systems – without written permission of Weather-Rite LLC.